
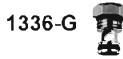


# MODEL# 4960



1328-2




1336-G



1331S




1830S



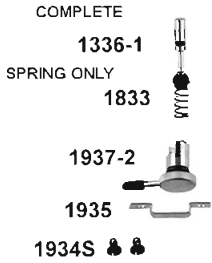
1315-4



1329



1839-1 optional



COMPLETE

1336-1

SPRING ONLY

1833

1937-2

1935

1934S



1345-2T

1803-A

1807

1847

1828

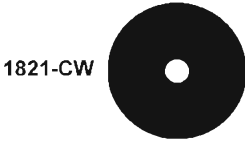
1828-1



1810



1821-C



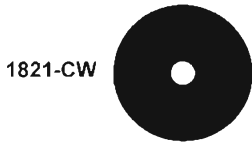
1821-CW




1324-2



1325




1821-CW



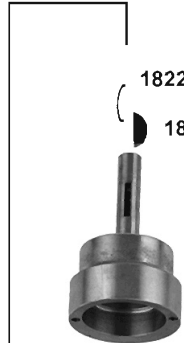
1821-C



1810



1323S



1822

1820-A

1319-2



1846




1810




1342



1712



1314-3




1344



1303S



1345-1



1345-5

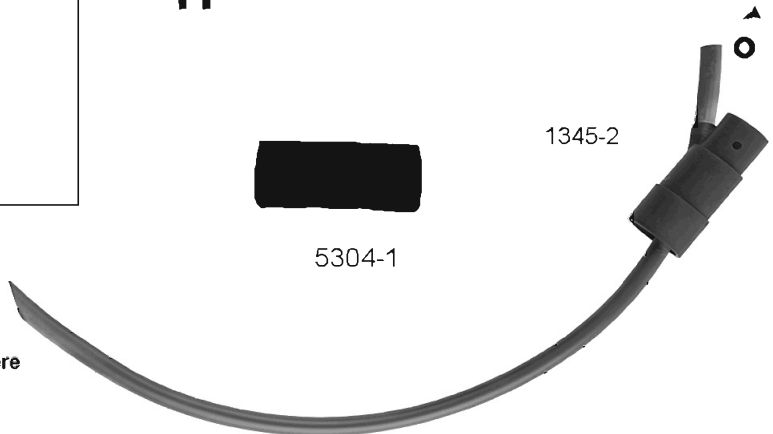


5146



5304-1

1345-2



For a complete Parts Description and Price List – [Click Here](#)  
 For a complete Pad Reference Sheet – [Click Here](#)  
 For a complete Vacuum Connector Sheet – [Click Here](#)