

STOP RUST PERMANENTLY!

PERMANENT rust solutions for: Automotive, Marine, Industrial, Farm, Commercial, Construction, Household, or ANY environment!



PAINT RIGHT OVER RUST!

All POR-15® restoration products are manufactured by POR-15®

2006 - Vol. 2

USE THE POR-15® SYSTEM TO STOP RUST PERMANENTLY!



RestoMotive Laboratories products are designed to work as a complete system. When used together, these products provide you with a coating that will not only stop rust, but will prevent it from returning. To aid you in your particular rusty metal project, we have included the following steps to explain the various stages in rust prevention. All RestoMotive Laboratories products are available individually and many are available in efficient, cost saving kits geared to your specific restoration need.

Here is how the system works.

**Step
1**

Degrease & Clean Surface

Clean the rusty metal surface with **MARINE CLEAN™** degreaser/cleaner. An environmentally safe cleaner, **MARINE CLEAN™** will remove dirt, grease, wax or other contaminants that could interfere with the restoration.

See page 4 for more information on **MARINE CLEAN™**.



**Step
2**

Neutralize Rust; Etch Metal

Prepare the rusty metal surface with **METAL-READY™**. As a rust remover, **METAL-READY™** will neutralize rust, etch metal for better adhesion, and coat the metal with zinc phosphate to encourage deep chemical bonding of **POR-15®** to the base metal and rust.

See page 5 for more information on **METAL-READY™**.



**Step
3**

Apply Rust Preventive Coating to Surface

Seal the rusty metal with **POR-15®** Rust Preventive Coating. As the moisture resistant **POR-15®** bonds to the rusty metal, it will form an unbelievably tough, almost ceramic-like finish that will not crack, chip or peel.

See page 6-9 for more information on **POR-15®**.



**Step
4**

Topcoat the Surface

Topcoat the metal surface with **CHASSIS COAT BLACK™**. The semi-gloss black **CHASSIS COAT BLACK™** provides the frame, chassis and underbody finish desired by most restorers as it protects the underlying **POR-15®** from harmful UV light.

See pages 10-11 for more information on topcoats.



ACCESSORIES

Dauber Kits	37, 43
Dry-Air Spray Gun Filter	45
Flexible Paint Spouts	46
Latex Surgical Gloves	46
Paint Brushes	46

CLEANER/DEGREASER

MARINE CLEAN™ Degreaser	4
-------------------------------	---

COMPLETE KITS

Engine Painting Kit	22
Floor Pan & Trunk Restoration Kit	30
Fuel Tank Repair Kit (auto)	34
Fuel Tank Repair Kit (motorcycle)	34
Manifold Restoration Kit	25
POR-15® Starter Kit	8
Steering Wheel Repair Kit	32
Wheel Restoration Kit	38

ENGINE PAINTS

POR-15® Engine Enamels	23
Engine Painting Kit	22

EXTERIOR CARE PRODUCTS

BRAZILIAN CARNAUBA WAX	41
POR-GLO™	46

FILLERS

POR-PATCH™ Filler	29
RESTOGRIP™ Body Filler	27
STRAIGHTLINE™ Body Filler	26

FINISHING PRODUCTS

ARTISAN METAL POLISH™	39
BOSS GLOSS	40
BRAZILIAN CARNAUBA WAX	41
POR-GLO™	46

FUEL SYSTEM & REPAIR

Fuel Tank Repair Kit (auto)	34
Fuel Tank Repair Kit (motorcycle)	34
Fuel Preservative & Stabilizer	36
U.S. STANDARD™ Gas Tank Sealer	36

HEAT RESISTANT PAINTS

BLACK VELVET™	24
FACTORY MANIFOLD GRAY™	24
POR-20™	24

HIGH TEMP. PRODUCTS

BLACK VELVET™	24
FACTORY MANIFOLD GRAY™	24
FIRE SEAL 2000™	25
High Temp Paints	24
Manifold Restoration Kit	25
POR-20™	24

METAL

AP-120™	18
ARTISAN METAL POLISH™	39
MARINE CLEAN™	4
METAL-READY™	5

MISCELLANEOUS

BOSS GLOSS	40
POR-GLO™	46
POR-15 SOLVENT® Paint Thinner	45
POWERMESH™ Reinforcing Fabric	31
Supertack Cloths	41

ORDER FORM

PREPARATION PRODUCTS

MARINE CLEAN™	4
METAL-READY™	5
POR-15 SOLVENT® Paint Thinner	45
POR-STRIP® Paint Remover	42

POR-15® RUST PREVENTIVE PAINT

POR-15®	6-9
POR-15® Mix Pack	11, 44
POR-15® Six Pack	9, 44
POR-15® Super Starter Kit	8, 37

PRIMER

SELF-ETCHING PRIMER	21
TIE-COAT PRIMER™	20

PUTTY

POR EPOXY PUTTY™	28, 37
------------------------	--------

REPAIR & FILLERS

POR EPOXY PUTTY™	28
POR-PATCH™ Filler	29, 44
RESTOGRIP™ Body Filler	27
STRAIGHTLINE™ Body Filler	26

STRIPPER

POR-STRIP® Paint Remover	42
--------------------------------	----

TOPCOATS

BLACKCOTE™ (gloss)	10
CHASSIS COAT BLACK™ (semi-gloss)	10
GLISTEN PC™ (clear)	18
HARDNOSE™ Paints	12-13
METAL MASK™ (bare-metal gray)	17
PELUCID™ (clear)	19
STIRLING SILVER™ (medium-gloss silver)	10
TOPSIDE YACHT ENAMEL	15
WHITECOTE™	14

Which Product do you need?* Look for these Icons. With so many fine products throughout this catalog, you might wonder which ones best suit your needs. Thus, we developed the following **Product Key Code** icons to guide your selection. Some of our products are best used indoors, others outdoors. Chip resistance, flexibility, rust prevention and restoration, hole filling, and chemical resistance are other challenges that many of our customers must deal with. Look for the handy Product Code icons near the bottom of most pages, to help you select the best products for your needs.



Single Component: This product does not require a "hardener" or catalyst. Simply stir it up and use as is.



Dual Component: This product requires mixing with a catalyst or hardener in order to cure.



Rust Preventive: This coating, when used properly, will prevent rust and corrosion on a long-term, permanent basis; even if used over existing rust.



Chemical Resistant: This product will resist many common chemicals that can damage typical enamel paint, such as paint thinner, gasoline, turpentine, kerosene, and battery acid.



Very Chip Resistant: The product, when properly applied and cured for over 72 hours, will strongly resist chips, scratches, and nicks from typical road gravel, etc.



Heat Resistant: Use this product for components that are subjected to heat, such as exhaust manifolds, mufflers, outdoor grilles, etc.



Flexible: When fully cured, this product will continue to adhere to metal that is subjected to bending or twisting.



Water Based: This product is water based, and may be thinned or cleaned up with water. No petroleum residue!



UV Light Sensitive: Use this product anywhere that it will be safe from sunlight. But where it will be exposed to sunlight, it should be top coated to prevent discoloration.



Indoor Use Only: This product is designed to work beautifully in your home or shop, but is not suited for withstanding the elements outside.



Outdoor Use Only: This product will be terrific for outdoor applications, but is not suited for use indoors.

***TIP:** NOTHING stops rust permanently like **POR-15®**! It's always your best choice for dealing with rust.



Step
1

MARINE CLEAN™

Cleans & Degreases in One Application



MARINE CLEAN™ cleans and degreases in one application without leaving residues, noxious fumes or flammable solvents. No other cleaner works as fast or as well. It makes petroleum-based cleaners almost obsolete because MARINE CLEAN™ can be diluted with water to 3, 4, 5, and even 10 times its volume while remaining even more potent than other cleaners. MARINE CLEAN™ removes grease, oil, mildew, algae, musty odors, soap films and wax. Use it to clean canvas, vinyl, nylon, holding tanks, grease traps, auto parts and more. See for yourself the difference that MARINE CLEAN™ can make at home, work or play. Before applying ANY rust preventive paint or coating, you MUST remove any oily film or residue. Even if you're fairly sure that your work piece is clean, hit it with MARINE CLEAN™ to be absolutely certain of good adhesion.

Quart \$10.00

Gallon \$19.00

Applications:

- Engines
- Transmissions
- Frames
- Removes rust stains from porcelain sinks, toilets & tubs
- Suspension Components
- Holding & Water Tanks
- Rubber, Nylon, Vinyl
- Floor Pans
- Grease Traps
- Water Line Scum
- Fuel Tanks
- Galleys
- Clothing
- And More...



" We used the POR-15® MARINE CLEAN™ metal prep to remove any surface oils or other contaminants on the metal. After primer, the correct semi-gloss black paint from POR-15® was applied with a spray gun and compressor on all parts of the frame."



Rod and Custom Magazine.

PRODUCT CODES

See Product Code Key on Page 3.



**Step
2**

METAL-READY™

Etches Metal & Leaves a Zinc Phosphate Film

METAL-READY™ provides the best adhesion on any surface, including aluminum and shiny polished metal surfaces. After thoroughly degreasing your work piece, apply environmentally safe

METAL-READY™. This simple one-step process both neutralizes any rust and gently etches any clean bare metal, creating an ideal anchor pattern for coatings such as **POR-15®**, while simultaneously leaving a zinc phosphate film to promote chemical bonding of paint and steel.



20 oz. Spray \$12.95
Quart \$15.00
Gallon \$28.75

Now available
in quart size
\$15⁰⁰

Features:

- Easy to use - One-Step Process
- No Harmful Residues
- Is Re-Usable
- Removes Surface Rust in Minutes!
- Coats Metal with Zinc Phosphate
- Insures Perfect Paint Adhesion
- Provides Perfect Base for All Paints
- Gives Better Welding Conductivity

Neutralize
Rust

Leaves a
Zinc Phosphate Coating!

"...we located the rustiest car we could find and performed a complete floor pan replacement. The key to the repairs is etching the new metal with **METAL-READY™** and sealing it with **POR-15®** and paint... This ensures that rust will not be a problem in the future."



**Muscle Car Review
Magazine.**

PRODUCT CODES

See Product
Code Key
on Page 3.



**FOR BEST RESULTS, FOLLOW ALL FOUR STEPS
OF OUR RUST-STOPPING SYSTEM.**



**Step
3**

STOP RUST PERMANENTLY!



Use the proven product that hobbyists, car magazine editors & professional restorers have been using since 1980!

Unlike ordinary "paints", POR-15® is designed to be coated right onto rusty surfaces, leaving a beautiful, rock-hard finish that won't crack, chip or peel. Use it to coat a rusty frame, floor pans, farm equipment, underwater marine items, or even a heavily corroded battery tray, and stop rust permanently in its tracks!



Always wear latex gloves when using our products.
Available on page 46.



**Paint Right
Over Rust!**

"It's called POR-15®, and it's the slickest concoction we've seen in some time. We repaired a mildly rusty '69 Camaro floorpan in about an hour of actual work... and the floorpan is now as good as new, maybe even stronger."

**CAR
CRAFT**

**Car Craft
Magazine**

PRODUCT CODES

See Code Key on Page 3.



STEP-BY-STEP RESTO

All Products Are
Manufactured by



Before



BEFORE: Acid damaged and rusty battery trays area common problem. Fix them permanently with **POR-15®**.

Step 1



STEP 1: First degrease carefully with water-based **MARINE CLEAN™**.

Step 2



STEP 2: Next, neutralize rust and prep with **METAL-READY™**.

Step 3



STEP 3: After thorough drying, coat with **POR-15®, RIGHT ONTO THE RUST!** (We used **POR-15® silver**, for the photography.)

Step 4



STEP 4: Next, top coat with **CHASSIS COAT BLACK™**, or other topcoat of your choice.

After!



AFTER: Now you have a **PERMANENTLY** repaired battery tray, that will **NOT** rust again, even in spite of old leaky batteries.

Features:

- 1 quart covers 96 sq. ft. (single coat) / 1 liter covers 9.2 M2
- Compatible with all paint systems
- Tested to over 572°F/300°C
- Exceeds 2000 hours salt spray test
- Dries faster in humid conditions
- Repels all fuels and oils
- Resistant to most acids and alkalis
- Over double the solid content of most ordinary paints
- Hammer tough
- Self leveling
- Single Component



All POR-15
Coatings
Should be
STIRRED,
not shaken!

**MORE ABOUT
POR-15®
NEXT PAGE**

**FOR BEST RESULTS, FOLLOW ALL FOUR STEPS
OF OUR RUST-STOPPING SYSTEM.**



**Step
3**

POR-15®

No Need to Remove Rust First!

The secret lies in the POR-15® curing process. Unlike "paint", POR-15® cures by drawing moisture from the atmosphere. Paint, on the other hand, cures through the process of solvent evaporation through pores (that's why you can smell a paint job for weeks).

Those same pores allow microscopic amounts of air and moisture to gradually reach the surface of the painted metal.

POR-15® is so tough, that some folks describe it as "Powder coat in a can." Use it on your chassis, and you'll be surprised as how little effect gravel roads have on the finish. In fact, off-road enthusiasts and dirt bike racers use it on their frames and under-carriages, where NO "paint" can survive. Furthermore, POR-15® is very flexible, and can withstand much twisting and bending without cracking.

Use POR-15® on anything you want to permanently protect from rust, stone chips or other common "paint" failures.

Pint \$ 24.75
Quart \$ 37.00
Gallon \$117.75

Specify black, silver, gray,
clear or semi-gloss black.

**MORE ABOUT
POR-15®
PREVIOUS
PAGE**

SUPER STARTER KIT

**Try our
3-Step System for ONLY
\$16⁵⁰**

TRY IT FIRST... PROVE IT TO YOURSELF!

We have created this "SUPER" kit by popular demand from customers anxious to try out our entire 3-step rust-stopping system. You'll get a 4 oz. can of POR-15® (enough to cover 12 sq. ft.), a half-pint of MARINE CLEAN™, a half-pint of METAL-READY™, two wooden handle paint brushes, and a pair of our special high-dexterity surgical latex gloves.

Specify black, silver, gray, clear or semi-gloss black

Super Starter Kit \$16.50



POR-15®

All Products Are
Manufactured by



Farm, industrial, marine commercial and construction industries all use POR-15® to protect expensive and valuable equipment against rust, abrasion, and even graffiti. POR-15® also has excellent "surface tolerance", which means it works very well on porous surfaces, such as wood, fiberglass, concrete, and bricks. Try some for yourself!

POR-15®, is
impervious to
just about any-
thing short of
an atom bomb!

Hot Rod
Magazine

Applications:

- Automotive – chassis, doors, floors, trunk areas, suspension, engines & fuel tanks
- Industrial – heavy equipment, truck components, trailers, fuel storage, rebar, steel forms, concrete, storm grates, transformers, wastewater management
- Marine – decks, bilges, hulls, steam pipes, chain lockers, masts
- Home – seal cracks in basements and foundations, garage floors, roofs, HVAC, pipes, beams, home appliances
- Also excellent for sealing and repairing fiberglass



All POR-15
Coatings
Should be
STIRRED,
not shaken!



**Smash
It!**

Pound It!



**Bend
It!**



It's "Hammer
Tough"! POR-15®
won't crack, chip
or peel!

PRODUCT CODES

See Code Key on Page 3.



POR-15® Six Pack

Convenient!

Get maximum convenience and efficiency with a POR-15® Six Pack. The package contains six cans, so you'll only open small amounts of POR-15® as you need them, with NO WASTE! Each can covers 12 sq. ft., and your Six Pack can be ordered split between black and silver, if you wish. Order your Six Pack today! Enough to cover 72 sq. ft.

Specify black, silver, gray, clear or semi-gloss black

POR-15® Six Pack \$41.50



**FOR BEST RESULTS, FOLLOW ALL FOUR STEPS
OF OUR RUST-STOPPING SYSTEM.**



Step 4

TOPCOATS

for POR-15® & Other Finishes

Here are the companion products you've been asking for.

These topcoats have attributes similar to **POR-15® RUST PREVENTIVE COATING**, but with no sensitivity to UV light. All are highly flexible, non-porous, extremely scratch and chip resistant, and strengthened by exposure to moisture.

CHASSIS COAT BLACK™

CHASSIS COAT BLACK™ has a smooth, satiny semi-gloss finish, and is probably more "correct as original" for underhood and chassis components for cars produced in the USA from the early 1950's to today.

BLACKCOTE™

BLACKCOTE™ has a beautiful glossy black finish and is perfect for restoring the gloss black frames, chassis and underhood parts of earlier vehicles.

STIRLING SILVER™

STIRLING SILVER™ has a medium-gloss silver appearance.

Use any one of them over **POR-15®** for the toughest, most permanent protection against rust and corrosion ever developed. They won't crack, chip or peel and they look terrific! Call us today, and order whichever will better suit your needs.



Pint . . . \$ 23.25
Quart . . \$ 40.00
Gallon . \$147.00





Step 1



Step 2



Step 3



Step 4



All POR-15
Coatings
Should be
STIRRED,
not shaken!



Always wear
latex gloves
when using
our products.
Available on page 46.

PRODUCT CODES

See Code Key on Page 3.



SINGLE
COMPONENT



CHEMICAL
RESISTANT



VERY
CHIP
RESISTANT



FLEXIBLE

After!



NEW!

NEW TOOL for getting
POR-15® into
hard-to-reach areas.
Available on page 43.

You've loved the Six Pack, Now meet the Mix Pack!

The popularity of our Six Pack has prompted us to introduce our new MIX PACK. Now get 3 cans of POR-15® (black) with 3 cans of either BLACKCOTE™ or CHASSIS COAT BLACK™.

Mix Pack \$43.00



**FOR BEST RESULTS, FOLLOW ALL FOUR STEPS
OF OUR RUST-STOPPING SYSTEM.**

HARDNOSE™ PAINTS

Check out our new super-tough "HARDNOSE™" Paint



HARDNOSE™ paints are tough, glossy, two-component coatings for use over primed or painted surfaces and are moisture cured. Exposure to moisture and humidity will actually improve their performance and strength. When fully cured, HARDNOSE™ paints are rock-hard, chemical-resistant, non-porous, and incredibly tough. Durable and easily cleaned, they will not crack, chip, peel, or fade with age. HARDNOSE™ paints will withstand even the most intensive UV environments.


These beautiful, two-component coatings are stronger than any color paints you have ever tried. The long-lasting brilliant colors will look terrific wherever you use them, and will withstand incredible abuse.



Farm Implements



Patio Furniture & Items



**HARDNOSE™
PAINTS are
very Mildew
Resistant!**



Sinks & Appliances



Marine Applications



HARDNOSE™ PAINTS

All Products Are
Manufactured by



Use **HARDNOSE™** on your garage floor, and you'll have a beautiful finish that will never chip, crack, or peel. Put **HARDNOSE™** on your tractor, wheel barrow, or bulldozer – anything that needs tough paint.

**Great Over
POR-15!**

HARDNOSE™ paints are also excellent for industrial applications. Use them on equipment exposed to strong acids, alkalis, salts, fertilizers, or other aggressive materials, where most coatings fail quickly. Brush or spray **HARDNOSE™** paints with no worry about harsh brush marks.

You'll be amazed and delighted at how well **HARDNOSE™** Paints hold up under conditions that would quickly destroy ordinary finishes.

Pint \$ 31.50
Quart \$ 53.00
Gallon \$181.50

HARDNOSE™ Paints have proven to be so resistant to mildew, that contractors in South Carolina (where mildew is a particular problem) have begun painting entire houses with **HARDNOSE™**.



Before
Concrete Floor



After

Floor is beautiful and durable, coated with **POR-15®** & **HARDNOSE™** Dark Gray.

TIP: No coating is as effective as our own **POR-15®** for stopping rust. So, if you plan to use **HARDNOSE™** colors on a rusty item, or one that is subject to future rust, we strongly recommend that you first coat the item with **POR-15®** **RUST PREVENTIVE PAINT**.

Also available in white.
See Page 14.

PRODUCT CODES

See Code Key on Page 3.



**All POR-15
Coatings
Should be
STIRRED,
not shaken!**



**Always wear
latex gloves
when using
our products.
Available on page 46.**

NOTE: Exact colors are difficult to show, due to the catalog printing process.

**FOR BEST RESULTS, FOLLOW ALL FOUR STEPS
OF OUR RUST-STOPPING SYSTEM.**





WHITECOTE™ is a tough, glossy, two-component coating for use over primed or painted surfaces. It is moisture-cured, and so exposure to moisture and humidity will actually improve WHITECOTE™ performance and strength. When fully cured, WHITECOTE™ is rock-hard, chemical-resistant, non-porous, and incredibly tough. Durable and easily cleaned, it will not crack, chip, peel, or yellow with age. WHITECOTE™ will withstand even the most intensive UV environments.

WHITECOTE™ meets POR-15® specifications for durability and strength, with strong emphasis on toughness and anti-graffiti properties. Use it on equipment exposed to strong acids, alkalis, salts, fertilizers, and other aggressive materials, where most coatings fail quickly.

Brush or spray WHITECOTE™ with no worry about harsh brush marks.

Try some WHITECOTE™ today!

Pint **\$ 29.75**
Quart **\$ 49.50**
Gallon **\$170.50**



We took this old, stained, chipped sink and treated it with MARINE CLEAN™ & then lightly scuffed the surface.



We then applied WHITECOTE™ to the chipped areas first.



After the first coat dried, WHITECOTE™ was applied to the entire sink.



Applications:

- Wrought Iron furniture & railings
- Doors, gates, fences & guard rails
- Marine & automotive fiberglass & plastic
- Boat hoists, decks, engine rooms, etc.
- Commercial & industrial uses
- Farm equipment
- Appliances, sinks & tubs

PRODUCT CODES
 See Code Key on Page 3.



Always wear latex gloves when using our products.
 Available on page 46.

TOPSIDE YACHT ENAMELS

**Great Over
POR-15!**

Developed for the marine industry to resist moisture and salt spray, our **TOPSIDE YACHT ENAMEL™** has been found to work incredibly well in construction and industrial applications in any climates.



POR-15® TOPSIDE YACHT ENAMEL™ is a premium-quality state-of-the-art polyurethane finish designed for above-the-waterline topsides and decks. We guarantee you'll find it's the best product of its kind available anywhere with the best hiding power in the industry! One coat, when used with our marine primers, is guaranteed to give you 100% hiding power.

As with all **POR-15®** coatings, our **TOPSIDE YACHT ENAMEL™** has a higher solids content than other marine coatings because they're packed with hard-working resins that stay on your boat rather than thin solvents that evaporate into the air as the surface dries.

These great yacht enamels are also excellent when used over **POR-15® RUST PREVENTIVE PAINT**.

Quart **\$ 31.50**
Gallon **\$110.25**

**Mildew
Resistant!**

PRODUCT CODES

See Code
Key on
Page 3.



**All POR-15
Coatings
Should be
STIRRED,
not shaken!**




**Always wear
latex gloves
when using
our products.
Available on page 46.**


WHITE



BLACK



OFF-WHITE PRIMER



GRAY PRIMER



RED #510



CAMEL #520




BUFF #530



CREAM #540



YELLOW #550




GRAY #560



NAVY BLUE #570



ROYAL BLUE #580



POWDER BLUE #590



SKY BLUE #600



TAUPE #610



FOREST #620

**FOR BEST RESULTS, FOLLOW ALL FOUR STEPS
OF OUR RUST-STOPPING SYSTEM.**



NOTE: Exact colors are difficult to show, due to the catalog printing process.



IT'S A MIRACLE!

POR-15 makes repairing rust easy

By Grant Peterson

All our lives we've heard those urban myths that tell a great story or describe the unbelievable. But seldom have we really seen these miracles for ourselves. Or there's always the story that starts out like: "Someone's best friend's uncle's, doctor's blah, blah, blah, has this cool..." Well, I've been in the automotive industry long enough to see the ads and to hear enough tales of magical rust neutralization and corrosion protection using POR-15. Granted, I've always been curious about its "amazing" results, but I've never had the chance to try it. All of that should have told me something long ago. If I've heard that many people talk about it and I'm still seeing the ads, then POR-15 might not be just a fly-by-night snake oil product—it must



We could be doing worse things with our time, right? Well, Tech Editor Jim Rizzo has confidence that it'll be on the road soon.



Here's everything short of a magic wand. There is the POR-15, Marine Clean, Metal Ready, solvent, spray bottles, latex gloves and paint brushes.



Since "Riz" is going to replace the rusted-out portions of the floor, we'll try POR-15 on the driver-side front floorpan.

Article continues on page 27.

METAL MASK™



Is it bare metal,
or is it **METAL MASK™**?



Rejoice, restorers! After years of development, we have finally answered your urgent requests for a super-tough coating that looks just like bare metal. Now you can permanently coat and protect all of those components on your chassis that were left unpainted by the factory when your vehicle was new. Items such as spindles, steering boxes, coil brackets, rear ends, leaf springs, bolt heads, suspension components, master cylinders, coil springs, gas tanks, cast iron transmission housings, and others will look "factory correct" when coated with **METAL MASK™**.

Gone forever are the days when you had to rely on cheapo cans of enamel spray paint that look good for a few months or weeks, but cannot withstand the rigors of the road.

METAL MASK™ is extremely tough, very chip and scratch resistant, and amazingly close to the color of brand-new cast iron or bare steel.

And, **METAL MASK™** is the perfect coating for high stress bracketry, such as hood hinges, hood springs, hood latch assemblies, etc. It is super tough yet flexible, making it perfect for those areas where enamel paint is sure to flake away. Try **METAL MASK™** on your project today!

8 oz.\$14.75
Pint\$23.25
Quart\$40.00



Always wear latex gloves when using our products.
Available on page 46.



We painted 1/2 of this ball joint arm with **METAL MASK™** to show how closely it matches the appearance of bare metal.

Applications:

- Undercarriages
- Engine Compartments
- Master Cylinders
- Suspension Components
- Gas Tanks
- Hood Hinges
- Springs
- Latches

NOTE: No coating is as effective as our own **POR-15®** for stopping rust. So, if you plan to use **METAL MASK™** on a rusty item, or one that is subject to future rust, we strongly recommend that you first coat the item with **POR-15®**.

PRODUCT CODES

See Code Key on Page 3.



FOR BEST RESULTS, FOLLOW ALL FOUR STEPS OF OUR RUST-STOPPING SYSTEM.



GLISTEN PC™



Protect wheels, bumpers, & other bright metal with the toughest clear coat available anywhere!

GLISTEN PC™ is a high gloss, rock hard, water-clear topcoat that was engineered especially for use in difficult applications. GLISTEN PC™ bonds to polished aluminum, chrome, brass, and stainless steel like no other product you have ever tried. It's also terrific over existing paint—even very glossy surfaces.

Spray or brush GLISTEN PC™; it won't leave brush marks, and dries in less than 1 hour (*reaches maximum hardness in a couple days*). Once fully cured, it won't crack, chip, or yellow and maintains a high level of flexibility.

GLISTEN PC™ utilizes high solid, moisture-curing urethane technology, setting new performance standards in adhesion, corrosion protection, flexibility, and UV stability. GLISTEN PC™ is strengthened by exposure to

moisture, and tensile strength is 2 to 3 times that of most other clear coats. **Also available in semi-gloss.**

Pint\$ 27.00
Quart\$ 45.00
Gallon\$155.00

PRODUCT CODES

See Page 3 for Code Key information.



APPLICATIONS

- Aluminum Wheels
- Chrome Bumpers
- Lights
- Handles
- Marine Railings
- Chrome & Aluminum Covers
- Grilles
- Ornaments



GLISTEN PC™ is a great defense against graffiti. Just use a solvent- soaked rag to wipe off graffiti without damaging the clear coat. GLISTEN PC™ is also excellent at protecting existing coatings against corrosive materials, impact, and weathering. GLISTEN PC™ unaffected by most common chemicals including salt, acids, alkalis, and even fertilizer.

AP-120 Metal Prep - The Key to GLISTENPC™ Performance

Achieve the ultimate clear finish on polished metal, using our all-new AP-120 metal prep. Specially formulated to be used with GLISTEN PC™ for the proper preparation of alloys and brass.

20 oz.\$10.00
Gallon\$32.00





Create a tough, incredibly "deep" clear finish with PELUCID™.


Pelucid™ is one of the most advanced single component clear coats in the world. It's super clear, super glossy, and unbelievably tough!

Spray or brush this non-yellowing single-component clear coat over painted or unpainted fiberglass, wood, and other interior surfaces that need a clear lustrous finish. The tough-yet-flexible coating dries clear as water, with a rock-hard finish that won't crack, chip, or peel. It's self-leveling, which means it won't leave harsh brush marks. It can be recoated in 2 to 3 hours, depending on humidity, and will withstand temperatures up to 400 F. Two coats should always be applied, to achieve maximum beauty and protection.

PELUCID™ has excellent adhesion qualities, and is highly chemical resistant. Check it out for yourself!

Half Pint (8 oz.)	\$ 14.00
Pint	\$ 22.00
Quart	\$ 38.00
Gallon	\$140.00

Especially Good on Wood



Always wear latex gloves when using our products.
Available on page 46.



All POR-15 Coatings Should be **STIRRED**, not shaken!

PRODUCT CODES

See Code Key on Page 3.



FOR BEST RESULTS, FOLLOW ALL FOUR STEPS OF OUR RUST-STOPPING SYSTEM.



TIE-COAT PRIMER™

**Great Over
POR-15!**

Buildable & sandable - the finest primer you'll ever use!



For years our faithful **POR-15** customers asked for a primer they could paint over cured **POR-15**®. Our chemists tackled the problem by developing a unique high-build polyurethane primer with tremendous interlocking adhesion qualities. Now you can easily paint right over top of **POR-15**® with any type or color of paint that you choose, without any need to rough up or de-gloss the surface.

However, **TIE-COAT**™ is also a very superior primer for any type of paint. It's a tough yet sandable single-component primer containing over 60% solids, which is more than double conventional primers. This provides superior leveling characteristics, to help overcome surface irregularities. **TIE-COAT**™ is highly resistant to penetrating topcoats, like lacquers, enamels, and two-component finishes. Compatible with all paint systems and bake ovens. Sands very smoothly, too. Try some on your next project!

Pint	\$ 18.00
Quart	\$ 26.00
Gallon	\$ 66.25



Now you can prime and paint right over cured **POR-15**® with **TIE-COAT PRIMER**™.



For Spray Application, see page 45.



Before

BEFORE:



Seal with **POR-15**®.



Prime with **TIE-COAT PRIMER**™.



Paint with any paint!

PRODUCT CODES
See Code Key on Page 3.



Always wear latex gloves when using our products.
Available on page 46.



SELF-ETCHING PRIMER

All Products Are
Manufactured by



NEW!

Here it is, the primer you have been waiting for!

POR-15® SELF-ETCHING PRIMER is the perfect solution for painting over top of cured **POR-15®**. This terrific, high-tech coating will gently etch tough and glossy **POR-15®**, making the perfect surface for bonding with the paint of your choice. Now you can use **POR-15®** for the ultimate protective coating, while also top coating with any color or type of paint!

POR-15® SELF-ETCHING PRIMER is engineered specifically as a bonding coat for **POR-15®**. It is not a high-build primer.

Try **POR-15® SELF-ETCHING PRIMER**. You'll love the way it bonds to cured **POR-15®**, and the way other paints bond to it. Covered by our unconditional, money-back satisfaction guarantee.

Available in pints, quarts, or gallons, plus our ultra-convenient, oversize aerosol spray can (15 ounces!)

*Note that very old, cured **POR-15®** finishes may still require light attention with some coarse sandpaper.*



15 Ounce Spray\$23.00
Pint\$28.50
Quart\$43.75
Gallon\$142.75



Before



After



Always wear
latex gloves
when using
our products.
Available on page 46.

Now you can
easily paint over
cured **POR-15®**
with our all-new
**SELF-ETCHING
PRIMER.**

PRODUCT CODES

See Page 3
for more
information



**FOR BEST RESULTS, FOLLOW ALL FOUR STEPS
OF OUR RUST-STOPPING SYSTEM.**



ENGINE PAINTING KIT

Buy this terrific kit and your shopping is done! It has everything you need to do a superior job, and includes the step-by-step instructions needed to make sure you do it right, especially if you're a beginner.

First our **MARINE CLEAN™** gets rid of all dirt, grease and oil.

Next, use our **METAL-READY™** to dissolve rust and prep the metal. Now prime and rustproof your engine with regular **POR-15®** (black or silver). And lastly, topcoat with our **POR-15®** extra-pigment engine enamel color of your choice, all in one convenient kit. You won't believe the job you've done... permanently!



Kit Contains

- **MARINE CLEAN™**
- **POR-15®** (black or silver)
- **POR-15® ENGINE ENAMEL** (choice of color)
- Paint Brushes
- Latex Surgical Gloves
- **METAL-READY™**
- **POR-15® SOLVENT**
- Safety Face Mask

Complete Engine Painting Kit

... \$49.50



Before

After!



"HERE'S AN EASY WAY TO CLEAN AND ADD COLOR TO AN ENGINE."

POR-15® makes an engine paint that dries to a smooth, tough, extremely glossy finish. Whether painting the entire engine or dressing only the upper end, the **POR-15®** engine paint kit is a handy tool. RestoMotive's **MARINE CLEAN™** does a great job of cutting grease. Everything is included to do a first-class job of dressing up your engine."

CHEVY
HIGH PERFORMANCE

Chevy Hi Performance Magazine

ENGINE ENAMELS

All Products Are
Manufactured by



POR-15® extra-pigment Engine Enamels have been formulated by RestoMotive Laboratories to be the best and most beautiful engine enamels you can buy. POR-15® ENGINE ENAMELS are available in incredibly rich colors that flow easily, cover better than any other paint, and last longer. POR-15® enamels are

non-flammable and conform to even the strictest California environmental standards. We invite you to compare them with any other product and you'll see what we mean.

Pint . . . \$20.00*

Quart . . . \$32.75****

* enough for an entire engine

** Only Black and Chevy Orange are available in quarts.



**SATISFACTION
GUARANTEED
OR YOUR MONEY BACK**

Engine Enamels are available in the colors shown below, white also available.

AUSTIN HEALEY GREEN	ALUMINUM	BLACK	BUICK GREEN '53-'65	BUICK TURQUOISE '42-'52, '53 Special
CADILLAC DARK BLUE '49-'76	CHEVROLET BLUE 6 cyl. '51-'62	CHEVROLET ORANGE most V8's	CHEVROLET RED '56-'57 V8's	CHRYSLER BLUE '69-'83
CHRYSLER HEMI ORANGE	CHRYSLER TURQUOISE 383-440, Big B '62-'71, not hi-perf	FORD BLUE	FORD GREEN	FORD MEDIUM BLUE All Ford Products
FORD T-BIRD RED	HI PO YELLOW	MG MAROON	OLDS GOLD	FORD CORPORATE BLUE

PRODUCT CODES

See Product Code Key on Page 3.



All POR-15 Coatings Should be STIRRED, not shaken!



Always wear latex gloves when using our products. Available on page 46.

NOTE: Exact colors are difficult to show, due to the catalog printing process.

FOR BEST RESULTS, FOLLOW ALL FOUR STEPS OF OUR RUST-STOPPING SYSTEM.



HEAT RESISTANT PAINT

Guaranteed to maintain rich, brilliant colors without burning off or discoloring.

These Hi-Temp paints are capable of withstanding extreme temperatures and also resist cracking, chipping, and peeling. Brush on or thin to spray (for spray applications, see page 45) **FACTORY MANIFOLD GRAY™** and **BLACK VELVET™** can be used on all cars, domestic or foreign, and meet or exceed properties and requirements of MIL-C-13370.



POR-20®

Capable of withstanding temperatures up to 1400° F, **POR-20®** is also extremely weather, salt and moisture resistant. We guarantee this to be the most brilliant, uniform heat-resistant coating available anywhere.

Factory Manifold Gray™

Capable of withstanding temperatures up to 1400° F, **FACTORY MANIFOLD GRAY™** will maintain its durable cast iron gray color.

Black Velvet™

The only black paint capable of withstanding temperatures up to 1200° F, **BLACK VELVET™** will maintain a rich black color without burning off.



8 oz.	\$17.00
Pint	\$28.00
Gallon	\$155.00

Applications

- Steam Lines
- Manifolds
- Headers
- Stacks
- Exhaust Pipes
- Stoves
- Grills
- Boilers

PRODUCT CODES

See Code Key on Page 3.



MANIFOLD RESTORATION KIT



PRODUCT CODES

See Code Key on
Page 3.



This terrific kit will restore your rusted, pitted, or cracked manifold back to first-rate condition and make it look great as well. Sand-blasting must be done first; then all cracks and imperfections can be easily filled in and repaired with our incredible **FIRE SEAL 2000™** putty/filler.

FIRE SEAL 2000™ is a single-component (no mixing required) ceramic and stainless steel-filled putty that is resistant to fuels, oils, and corrosive materials. After it is fully cured, it will withstand temperatures up to 2000° F. **FIRE SEAL 2000™** may be applied to rough-surfaced or sandblasted steel, stainless steel, or cast iron. Use a putty knife, small trowel, or spatula to apply. After sanding, coat manifold with the heat resistant paint of your choice: **FACTORY MANIFOLD GRAY™**, **POR-20®** or **BLACK VELVET™**.

Complete Kit \$38.00*



Ouch! This manifold is badly cracked.



STEP 1: After sand-blasting, use a grinder to cut open crack.



STEP 2: Use **FIRE SEAL 2000™** to fill and seal crack.



After coating with **FACTORY MANIFOLD GRAY™**, the manifold looks and functions like new!

Fire Seal 2000™

Repairs cracks, pits or holes in exhaust manifolds, tailpipes, mufflers, or other cast iron or steel components subjected to high temperatures while in use.



Withstands temperatures to 2000° Fahrenheit. **INCLUDED IN KIT ABOVE.**

Tube with 2 one-ounce packets \$14.95

**FOR BEST RESULTS, FOLLOW ALL FOUR STEPS
OF OUR RUST-STOPPING SYSTEM.**



The POR-15® companion product you have wanted for years!

For many years customers asked us which body filler to use over **POR-15®**. In the past, we told them to first rough up the surface of cured **POR-15®**, because available body fillers simply couldn't stick to that tough, slick finish. But our faithful **POR-15®** customers wanted something better. Thus, we began work to develop a superior product that would be perfect for use over **POR-15®**. And now, after several years of testing and development, we're proud to offer a product that we think is the finest body filler on the planet!



STRAIGHTLINE™ BODY FILLER has over 30% more resin than other fillers, which gives it much greater adhesion. This makes it the perfect choice for applying over top of **POR-15®**.

STRAIGHTLINE™ has ultra fine particles for perfect feathering of edges, and is manufactured under vacuum, which eliminates those pesky air holes you've experienced with other fillers. It's more flexible, tougher, and able to tolerate higher temperatures than other fillers (you can even use it in a bake oven!). Use **STRAIGHTLINE™ BODY FILLER** for steel, aluminum, galvanized steel, fiberglass, and many plastics.

8 oz.\$16.50
20 oz.\$25.50
36 oz.\$45.25



No bubbles and ultra-fine particles for a super smooth finish.

Applications

- 30% more resin (other fillers are loaded with too much talc)
- Manufactured under vacuum.... pinholes are greatly reduced!
- Much more flexible than other fillers
- Ultra-fine particles, for perfect feathering
- Ready to sand in 20 minutes or less
- Tolerates higher temperatures... bake oven compatible
- Excellent for use with two-part or single-part paint systems
- Low absorption, so that paint doesn't soak into the filler; yields better coverage
- Convenient packaging; resealable hardener keeps product fresher longer
- Comes with resin, hardener, and filler applicator & instructions

PRODUCT CODES

See
Code Key
on Page 3.





For tough applications, use a
tough filler: **RESTOGRIP™!**

PRODUCT CODES

See
Code Key
on Page 3.



We specifically designed **RESTOGRIP™** **BODY FILLER** for applications that require more strength, such as bridging holes, or filling high-stress areas. **RESTOGRIP™ BODY FILLER** is loaded with tiny polyester fibers, which makes it many times stronger than ordinary body fillers. Use **RESTOGRIP™** in conjunction with **POR-15®**, to make permanent repairs to rust holes or deep pits in steel or galvanized steel. Then, use **STRAIGHTLINE™ BODY FILLER** to finish off the repair, for the ultimate smooth final appearance.

Now you have the superior body fillers that you always wanted. And they were engineered for use with **POR-15®**.

Try them for yourself!

8 oz.	\$16.50
20 oz.	\$25.50
36 oz.	\$45.25

IT'S A MIRACLE

(continued from page 16)

really work.

The time has come, my friends! I get my chance to perform a miracle with my own hands. Tech Editor Jim Rizzo has just bought what should be the POR-15® poster child: a '66 Caprice from which you could steal its stereo through the rust holes! With "Riz" being from the East Coast, he thought his new project car was doable; Whatever floats your boat, right? Follow along as we push POR-15® to its limits and show how well it holds up on his new wheels. We think you might just see a miracle. ●



It's important to try to knock off as much of the loose rust, dirt, and paint or whatever else may be stuck to the floor.



After the area is free of debris, mix one part Marine Clean to three parts hot water, or for heavy grease mix one to one.



Put on your latex gloves and spray entire area and scrub until clean. Then rinse the area with water to wash off the solution. Let the floorpan dry.



The Metal Ready is a non-toxic rust remover/neutralizer, pre-primer and adhesion promoter. It must be used when the area has been degreased or with clean or smooth surfaces.



Spray an ample amount on the area that will be painted with POR-15. We need to make sure the area stays wet for 15-20 minutes. If it dries out during that time, re-wet it.



We need to thoroughly rinse off the Metal Ready now. After it is washed sufficiently, let it dry completely. If you need, use a heat gun or hair dryer.



Our POR-15 came in a six-pack in the kit. It works out well because we are doing a small area for now, and POR-15 recommends pouring what you need from the can into another container. Try not to contaminate the POR-15 while doing all of this.



If you are going to be reusing the POR-15 at a later date, put a piece of plastic between the lid and the can. This will make it possible to get the lid off later.

(continued on page 31)

POR EPOXY PUTTY™



"Unbelievable", that's what restorers say when they see a demonstration of this incredible epoxy putty product. It's so strong you can drill and tap it, yet gentle enough that you can apply it with your bare fingers. And since it is *WATER BASED*, you can simply wet your fingers, and work it until it is almost perfectly smooth before it dries - eliminating most sanding! But when it cures, it's *ROCK HARD*, making it perfect for repairing steel, plastics, concrete, etc. Amazingly, it even sticks to damp surfaces, and will cure *UNDER-WATER*, so it can be used to fix leaking basement walls, swimming pools, plumbing fixtures and so much more. Put some **POR EPOXY PUTTY™** in your tool box today. You'll find yourself using it all over your shop and home.

One pound pack \$ 19.90
Six pounds \$105.00

Applications

- Steering Wheels
- Filling Rust Pits & Holes in Steel
- Doors, Hinges & Latches
- Plastic Parts/Knobs
- Patching Concrete
- Repairing Woodwork
- Repairing Tool Handles

Features:

- Easy to Use
- Workable with Bare Hands
- No Measuring or Weighing
- Malleable Consistency, Fill in Anywhere
- Mixes Like Clay
- Cures in Water
- Stays in Place, Doesn't Slump or Sag
- Can Be Sanded, Drilled, Machined, Sawed & Painted
- Hardens Like Steel
- Great Insulator

Place the bars side-by-side and cut what you need. Then mix the two parts together until thoroughly blended.



"The putty dries absolutely rock hard, yet it sands very easily. This is great stuff."

Chevy High Performance

CHEVY
HIGH PERFORMANCE

PRODUCT CODES
See Code Key on Page 3.



Fix that Seam or Channel with POR PATCH™

The Ultimate
Filler/Adhesive!

Apply right over
rust or metal.

For years our customers have asked us for a thicker version of our world-famous POR-15®, to use for filling seams or holes. Here it is! POR PATCH™ is, quite literally, POR-15® in a tube, and like POR-15®, it dries as hard as a rock, remains flexible, and once dry is totally impervious to fuels and solvents. It's so tough it may actually add strength to weakened metal. And it won't absorb moisture and swell like conventional body fillers.

Try it yourself, it's incredible!

4 Ounce Tube \$16.50

Use It To:

- Permanently seal seams
- Patch holes in steel, wood, or plastic
- Repair concrete and cinder blocks
- Bond steel to plastic, wood, or concrete
- Repair loose furniture joints
- Fix holes in fuel tanks



BEFORE: Rusted, leaking seam.



Squeeze a bead of POR PATCH™ into seam.




Press and contour bead into seam.



AFTER: Seam is sealed, smooth, permanently free of rust, and ready for a coat of POR-15®.



Fill in cracks in most surfaces.



**Black & Pearl
White
Now
Available!**

PRODUCT CODES

See Code Key on Page 3.



**FOR BEST RESULTS, FOLLOW ALL FOUR STEPS
OF OUR RUST-STOPPING SYSTEM.**



FLOOR PAN & TRUNK KIT




You'll save hundreds of dollars over replacement ... and your restoration will be better than replacement because you'll never see rust again, whether it's a daily driver or a show car. You can maintain the integrity of the structure with no ugly welded seams. Our easy step-by-step instructions make it simple to restore floor pans, trunk pans, pickup truck beds, etc. You'll be amazed how complete it is... Everything you need is at your fingertips!

*Order your kit
TODAY!*

Complete Kit . . . \$132.00

Kit Contains:

- MARINE CLEAN™
- POWER MESH™ Reinforcing Fabric
- POR-15® (silver & black)
- POR-15 SOLVENT®
- Safety Face Mask
- Dispensing Scoop
- METAL-READY™
- POR EPOXY PUTTY™
- CHASSIS COAT BLACK™
- All Brushes Needed (4)
- Latex Gloves



This floor pan was very rusty. The holes were repaired with POR-15® SILVER, then the pits were filled with POR® PUTTY.



The finished repair looks as good as new.



The floorpan was top-coated with CHASSIS COAT BLACK™.

"RestoMotive Laboratories offers a floorpan and trunk restoration kit that allows you to repair rusted metal. The kit comes with all the simple hand tools and chemicals. . . to remove rust and neutralize, putty and paint your floor pan."

Hot Rod Magazine

HOT ROD

PowerMesh™ REINFORCING FABRIC



Here is the most effective reinforcing fabric we have ever found for use in repairs. While most fabrics tend to bunch or bulge, **POWER MESH™** lays flat, nicely, while you coat it with **POR-15®**. It's perfect for repairing holes in steel, fiberglass, wood, or even many plastics. Use it to "bridge" holes in floors, trunk pans, or even quarter panels. It's unbeatable when used with both **POR-15®** and our famous **POR EPOXY PUTTY™**. In fact, all three of these items are included in our popular **FLOOR PAN AND TRUNK REPAIR KIT** (see *previous page*). And if you read the reprinted car magazine articles elsewhere in this catalog, you'll see they use **POWER MESH™** to fix all kinds of rust holes.

Get some for yourself!

1 sq. yd. POWER MESH™ \$7.00



How do you fill holes without welding?



POWER MESH™ Reinforcing Fabric is very similar to fiberglass mat. It's meant to fill large holes (or areas with lots of little holes).



POWER MESH™ Reinforcing Fabric after a coat of paint.

IT'S A MIRACLE (continued)



If you are going to spray the POR-15, or if you spill at any time, use the POR-15 solvent for easy cleanup and thinning.



With the POR-15 in another container, gloves on, and a brush, we can start the first coat. For the first coat, apply a thin layer and kick back for about three hours as it sets.



Apply the second coat when the first is mostly dry, but still has a slight tackiness to it.



It's a miracle! Now we can pass along the tale to everyone else. I'm sure we can find many more places to use this. If you look through the POR-15 catalog, you will be amazed at all the innovative products they provide to make the job of restoring your ride much easier.

**FOR BEST RESULTS, FOLLOW ALL FOUR STEPS
OF OUR RUST-STOPPING SYSTEM.**

STEERING WHEEL KIT



Here at last, our **STEERING WHEEL RESTORATION KIT** will enable anyone to restore a steering wheel to show quality condition. Our step-by-step instructions were written by leading experts in steering wheel repair. You will find the techniques you learn here useful in restoring other hard-to-repair items as well. Restore dash knobs, gear shift knobs, radio buttons, and other hard rubber, bakelite, or plastic interior parts. The **STEERING WHEEL RESTORATION KIT** is a must in restoring your old steering wheel to show-quality condition!

Complete Steering Wheel Restoration Kit

.....\$79.00

Kit Contains

- POR EPOXY PUTTY™
- MARINE CLEAN™
- Latex Surgical Gloves
- Tack Cloth
- Saw, File & Drill Bit
- Steering Wheel Sanding Board
- Contoured Sanding Block
- Red (360-400 grade) Scuff Pad
- Gray (600-800) Scuff Pad Sandpaper
- Polyester Primer & Surfacer with Hardener
- Spray Bottle/Cartridge for Primer & Enamel
- High Gloss Polishing Compound
- Detailed & Illustrated Instruction Book



BEFORE: This steering wheel had severe cracks along the underside and between many of the finger grips.



AFTER: The steering wheel has been restored, showing no signs of cracks.



STEP-BY-STEP RESTO

All Products Are
Manufactured by



STEP 1: Spray on **MARINE CLEAN™**, this will remove any dirt, grease, wax or other materials that could interfere with the restoration.



STEP 2: Cut out the cracks, cutting clear down to the metal core, allowing **POR EPOXY PUTTY™** to completely fill the cracks and ensure proper adhesion.



STEP 3: Moisten your fingers with water and mix the specialized two-part **POR EPOXY PUTTY™**. Knead, tear, mix and squeeze the putty until thoroughly blended.



STEP 4: Press the **POR EPOXY PUTTY™** into the cracks, then feather-out the edges. The better it is feathered, the less sanding will be required after it dries.



STEP 5: Sand between the finger grips and on contoured surfaces. Begin with the 100 grit for rough sanding, use the 220, and then the 320 grit paper for finish sanding.



STEP 6: Slide a threaded rod through the middle of the wheel and secure with washers on each side.



STEP 7: Wipe the wheel off with a tack rag, then spray on the primer and let dry.



STEP 8: Sand the wheel with the 320 and then the 400 grit wet sand paper. Wipe the wheel down, then spray on the final color.

"Literally everything you'll need, along with complete instructions, is included. There is enough in this (Steering Wheel Repair) kit to do quite a few repairs, so you might wind up repairing some friends' steering wheels as well."

Car Craft Magazine

**CAR
CRAFT**

**FOR BEST RESULTS, FOLLOW ALL FOUR STEPS
OF OUR RUST-STOPPING SYSTEM.**



FUEL TANK REPAIR KITS



Fuel Tank Repair is more than just pouring in a quart of sealer and sloshing it around. If gum, varnish, sludge, or fuel are inside the tank, they must be removed first. Our **U.S. STANDARD FUEL TANK SEALER™**, like other sealers will not work in a contaminated tank. Find out what the pros already know... get our Fuel Tank Repair Kit with everything you need to do the job right! Call Today!

Complete Automobile Fuel Tank Repair Kit

.....\$62.00

Kit Contains

- MARINE CLEAN™ to remove gum, sludge & varnish from tank.
- METAL-READY™ to remove rust & prepare tank for sealer.
- U.S. STANDARD FUEL TANK SEALER™ to permanently seal tank.
- FUEL PRESERVATIVE & STABILIZER to keep fuel fresh and fuel system trouble free.
- Detailed Instructions

**Fuel Products
sold individually
on Page 36.**

MOTORCYCLE FUEL TANK REPAIR KITS

Motorcycle Fuel Tank Repair Kits have been designed for the special needs of bikes and other small metal fuel tanks such as recreation vehicles, snowmobiles, outboards, generators, etc.



Cycle Fuel Tank Repair Kit\$34.00

Motorcycle Fuel Tank Kits Contain

- All items included in our standard Fuel Tank Repair Kit.
- POWERMESH™ Reinforcing Fabric for sealing large holes or reinforcing weak areas.
- Brush for applying patching system to exterior of tank.



Heavy Duty Motorcycle Fuel Tank Repair Kit

For those unfortunate customers who have had bad results from other inferior fuel tank sealers, we have developed these all new Heavy Duty Tank Repair Kits. They feature everything found in our regular Motorcycle Tank Repair Kits, plus a quart bottle of our famous **POR STRIP™** to first remove that inferior coating that failed you.

Heavy Duty Tank Repair Kit ..\$39.50

STEP-BY-STEP RESTO

All Products Are
Manufactured by



BEFORE: This fuel tank had small pin hole leaks on the end near the seam.



STEP 1: Mix one quart of **MARINE CLEAN™** with one quart of hot water. This solution will be used to remove any gum, varnish or sludge from the inside of the tank.



STEP 2: Pour in the entire bottle of **METAL-READY™** to dissolve rust, coat the tank with zinc phosphate, and etch the metal for better adhesion of the sealer.



STEP 3: Heavily rusted areas require more time. After the tank is clean, drain the tank and rinse thoroughly with water. Let the tank dry.



STEP 4: When you are certain that the inside of the tank is totally dry, pour in the entire can of **U.S. STANDARD FUEL TANK SEALER™**.



STEP 5: After all surfaces have been coated, drain the tank for about an hour to remove excess sealer from the tank.



STEP 6: Once repaired, use **POR-15® FUEL PRESERVATIVE & STABILIZER** to keep your entire fuel system in proper working order and to avoid "stale gas" problems in your future!



Experience
the quality &
durability for
yourself.

**FOR BEST RESULTS, FOLLOW ALL FOUR STEPS
OF OUR RUST-STOPPING SYSTEM.**



FUEL PRODUCTS



U.S. STANDARD FUEL TANK SEALER™

U.S. STANDARD FUEL TANK SEALER™ was formulated and developed in our own laboratories due to the demand for a high-tech sealer impervious to all fuels, including the new Stage II fuels which have a higher alcohol content. It has superior strength and fuel resistance, and does not contain Methyl Ethyl Ketone, a highly flammable and deadly carcinogen (cancer-causing).

Features:

- Resistant to all fuels, alcohol, additives & solvents.
- Stops rust, corrosion & leaks permanently.
- Seals pinholes & seams - POR-15® TOUGH!
- Chemically bonds to metal surfaces (even rusted).
- Permanently flexible.
- Light gray color for easier viewing inside the tank.
- Available in quarts (capable of sealing a 25 gallon tank).

PRODUCT CODES

See Code Key on Page 3.



Pint	\$19.25
Quart	\$31.25
Gallon	\$91.25

FUEL PRESERVATIVE & STABILIZER

When fuel sits for days or weeks at a time it breaks down chemically. Bad fuel can cause problems in your fuel system. When you pour FUEL PRESERVATIVE & STABILIZER™ in your tank, oxygen is chemically isolated (preventing oxidation) and corrosive compounds are neutralized (stopping rust formation). Our special dispenser bottle will measure exactly for you with no waste. Contains NO alcohol. Use 1 oz. per 3 gallons for normal maintenance, or 1 oz. per gallon to thoroughly clean your fuel system.

Features:

- For all gas & diesel engines, 2 or 4 cycle.
- Keep fuel fresh for over 2 years.
- Cleans fuel lines in concentrated doses.
- Special container treats 96 gallons of fuel with no waste!
- Stops corrosion & prevents gum varnish formation.

Use In:

- Collector Vehicles
- Lawn Equipment
- Snowmobiles
- RV's
- Boats
- Any Metal Fuel Tank
- ATV's
- etc. ...



4 oz.	\$6.00
Pint	\$11.25
Quart	\$15.95

SUPER STARTER KIT

Try our
3-Step System for ONLY
\$16⁵⁰

TRY IT FIRST... PROVE IT TO YOURSELF!

We have created this "SUPER" kit by popular demand from customers anxious to try out our entire 3-step rust-stopping system. You'll get a 4 oz. can of **POR-15**® (enough to cover 12 sq. ft.), a half-pint of **MARINE CLEAN**™, a half-pint of **METAL-READY**™, two wooden handle paint brushes, and a pair of our special high-dexterity surgical latex gloves.

Specify black, silver, gray, clear or semi-gloss black

Super Starter Kit \$16.50



POR EPOXY PUTTY™



"Unbelievable", that's what restorers say when they see a demonstration of this incredible epoxy putty product. Put some **POR EPOXY PUTTY**™ in your tool box today. You'll find yourself using it all over your shop and home. See page 28 for more information.

One pound pack . . \$ 19.90

Six pounds \$105.00



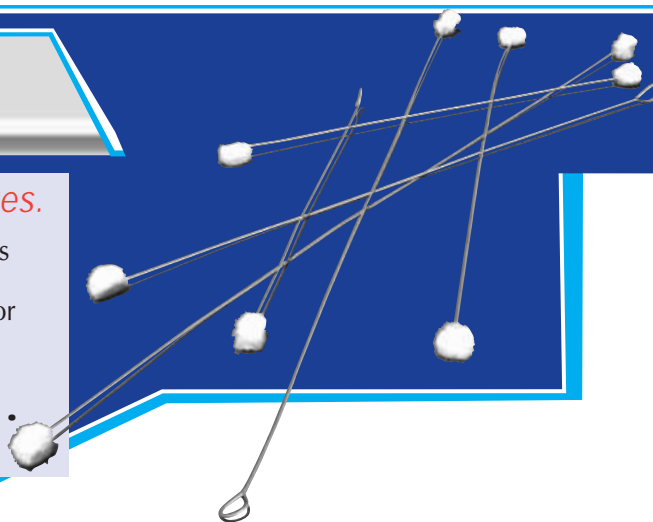
DAUBER KITS

Kit contains 2 each of 3 different sizes.



Stop rust where it occurs first, in hidden nooks & crannies. See page 43 for more information.

**Dauber Kit
\$19.95**



**FOR BEST RESULTS, FOLLOW ALL FOUR STEPS
OF OUR RUST-STOPPING SYSTEM.**



WHEEL RESTO KIT



Now, for the first time, you can restore your banged-up, scratched, and weathered aluminum wheels to like-new condition with our terrific **WHEEL RESTORATION KIT**. If you've tried to replace or have your wheels restored professionally, you know how expensive that can be, and if you've looked at kits from other companies, you know they are far from complete! Our kit is complete and fully guaranteed to have enough products to do your entire set of wheels. All you need is your electric drill and our terrific kit, and if by chance you do run short of something, just give us a call and we'll send whatever you need to complete your project free of charge!

Complete Kit

..... **\$.153.00**

Kit Contains:

- Stripper
- GLISTEN PC™
- Polishing Compound
- Buffing Wheels (3-4" for compounds, 1-3" for tight spots, 1-6" for final buffing, 1 Goblet for contours)
- Cleaner
- ARTISAN™ Metal Polish
- Arbor Adapter for all Wheels



Before

This aluminum wheel has ugly corrosion underneath a thick, yellowed original finish.



STEP 1: Use the stripper provided to remove the remnants of the original wheel clearcoating



STEP 2: After cleaning, polish wheels with the provided polishing compounds.



STEP 3: After final buffing, coat wheels with GLISTEN PC™ to protect that like-new shine!

RESTO QUESTION:

Why do my factory original aluminum wheels look yellowed, and why doesn't regular wheel polish seem to help?

To keep their new-car wheels looking bright, the big three often coat them with thick plastic-like coatings. But once oxygen gets under these finishes, it causes yellowing of the coating, and corrosion of the aluminum. Off-the-shelf polishes do not help, as they cannot reach the aluminum through the thick coating. Our **WHEEL POLISHING KIT** includes a special stripper that will quickly dissolve the thick original finish, and everything you'll need to polish the aluminum to a bright new luster, plus **GLISTEN PC™**, which will prevent the corrosion from returning.



After!

ARTISAN™ METAL POLISH

All Products Are
Manufactured by



You'll never want to use any other polish again!

We believe that our ARTISAN METAL POLISH™ is the finest product of its kind. ARTISAN METAL POLISH™ is especially formulated for professionals and others that want a fast-acting yet gentle polish. Use it to quickly put a fabulous shine on chrome, aluminum, brass, steel, stainless, silver, or any other bright metal surface. Try it on your car, truck, motor-cycle, boat, brass lamps, silverware, aluminum or chrome wheels, and hundreds of other uses. You'll love the results.



We first tested this polish in the shop of a true craftsman, who restores and builds motorcycles. Because there is so much chrome and aluminum on those vintage machines, he requires an easy-to-use, fast-acting polish. After extensive use, he called us to say that ARTISAN METAL POLISH™ is indeed the finest metal polish he has ever tried (*and he claims to have tried them all*). We gave more samples to friends with antique cars from the brass era, to others from the '50's chrome period, to some boat owners, and to an antique brass lamp collector. Everyone has reported tremendous satisfaction. Call today and try ARTISAN METAL POLISH™ for yourself.

4 Ounce Jar \$12.00

Try it on:

- | | | | | |
|---------|-----------|--------------|---------------|------------|
| • Cars | • Trucks | • Boats | • Motorcycles | • Antiques |
| • Coins | • Jewelry | • Silverware | • Chrome | • Aluminum |
| • Brass | • Nickel | • Copper | • Stainless | • Steel |



This old motorcycle part was dark and corroded. We taped off a section to clearly show "before & after" comparisons.



We used a small amount of ARTISAN™ METAL POLISH on a soft cloth, and rubbed one spot vigorously.



In just a few seconds, we had a beautiful shine. Compare for yourself!

**FOR BEST RESULTS, FOLLOW ALL FOUR STEPS
OF OUR RUST-STOPPING SYSTEM.**



BOSS GLOSS™

Clean & Protect Plastic, Rubber & Vinyl



Treat and preserve plastic, rubber, and vinyl with a higher quality product. After we had tried some of the big national brands, we were disappointed with the way they seemed to fade away so quickly, and in no time at all, we had to reapply the stuff. Also, it seemed to attract dust. Our chemists told us that this was partly because the big companies reduce the amount of solids in their products to save costs, and partly because they use alcohol and other solvents. We decided to make our own premium quality product, in the style and tradition of all other RestoMotive Laboratories™ Products, with more solids, and NO alcohol or solvents which can remove vital plasticizers, and lower the life expectancy from vinyl and rubber. Our special combination of premium chemicals turned into a terrific product, which we call **BOSS GLOSS™**. We were delighted to learn that, as a side effect, **BOSS GLOSS™** seems to repel dust too!

Try **BOSS GLOSS™** one time on the interior of your car, truck, or boat, or on the seats of a motorcycle, tractor, or lawn furniture. You will be delighted at the results and pleased by how long it lasts. Your complete satisfaction is guaranteed!

NOTE: Not for use on cycle seats or other surfaces where a slippery surface could be hazardous.

8 Ounce Bottle \$10.00

20 Ounce Bottle \$21.00

Applications

- Perfect for car, truck, or boat interiors
- Great for lawn furniture, vinyl awnings, and umbrella
- Excellent on computers and office furniture (reduces dust accumulation!)



We cleaned this weathered hot tub cover with MARINE CLEAN™



We then restored the cover with a small amount of **BOSS GLOSS™**, a soft cloth, and a little elbow grease.



Here you can see the difference in the finished section.

Get a bottle & try it for yourself!

CARNAUBA WAX

All Products Are
Manufactured by



Brazilian Carnauba Wax

Our wax is made of the highest grade, pure Brazilian Carnauba, then pre-softened for ease of application. The fabulous shine, rock-hard protection and the longevity of the finish are unparalleled. No fillers or cleaners are used in the formula. For the best shine protection, and ease of application, there is only one choice ... our **BRAZILIAN CARNAUBA WAX.**

12 oz. Can \$15.95



Pre-softened **BRAZILIAN CARNAUBA WAX**
for easy application...



and a fabulous shine.



**Give your
car that
"Showroom
Shine"**

Supertack Cloths



**Check out our other
accessories - Page 46.**

Our SUPERTACK dry wiping cloths are terrific for paint jobs, in your car, at your computer, or your electronic gear. An excellent dry tack cloth for use before painting. Picks up dust and lint to ensure a perfect job!

Features

- Durable - Due to Cell Structure
- Highly Absorbent, Low Lint Content
- 12" x 23"
- Soft, Pliable, Dry, Won't Scratch
- Chemically Pure & Reusable

6 Cloths . . \$4.20

12 Cloths . . \$7.20

*No shipping charge when
ordered with another item!*

**FOR BEST RESULTS, FOLLOW ALL FOUR STEPS
OF OUR RUST-STOPPING SYSTEM.**





POR-STRIP® Paint

Remover/ Stripper is a clear spray-on remover, with the consistency of water. In sample testing, our **POR-STRIP®** was the choice of professional auto strippers. A special chemical-resistant spray bottle allows you to use less and finish faster than brushing. Remove any coating from any surface without damaging window, glass, chrome, or weather-strip. **POR-STRIP®** is non-acidic and will not harm aluminum or factory fiberglass.

Quart \$13.00
Gallon \$31.00

Removes:

- All Paints
- Enamels
- Epoxies
- Acrylics
- Lacquers
- Polyurethanes
- Body Fillers
- Imron
- Marine Finishes
- Even **POR-15®**



Always wear latex gloves when using our products.
Available on page 46.

PRODUCT CODES

See Page 3 for more information



Strip Layers of Paint



BEFORE: Old Chevy door coated with several layers of paint.



Just spray **POR-STRIP®** right onto the painted surface.



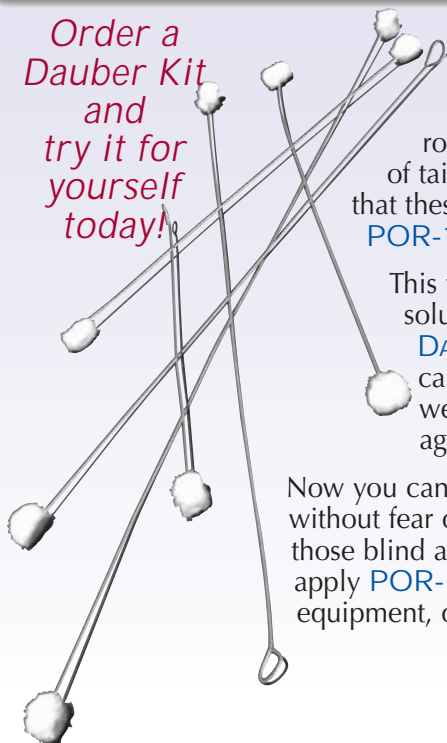
Almost instantly, **POR-STRIP®** begins to bubble the layers of old paint. Spray more, if needed.

DAUBER KITS

All Products Are
Manufactured by



Order a
Dauber Kit
and
try it for
yourself
today!



For years our customers have told us stories of their struggles when trying to apply rust-preventive **POR-15®** into hard-to-reach areas, such as floor pan braces, frame rails, roof channels, rocker panels, fender braces, wheel houses, truck beds, the insides of tail gates, and the braces under trunk and deck lids. Everyone knows that these areas are exactly where rust often gets started. But how to apply **POR-15®** there has been a challenge.

This year we decided to address the problem, and tried many solutions. Finally we came up with these terrific new exclusive **DAUBER KITS**, with wool tips on both ends, and light wire bodies that can be easily bent to fit your special needs. In field tests, customers were delighted with this simple and cost-effective solution to the age-old problem.

Now you can easily apply **POR-15®** to the inside of doors and tailgates, without fear of ruining window regulators or other linkage. It's easy to reach those blind areas now, such as the inside of a steel pipe. Try a **DAUBER KIT** to apply **POR-15®** to the inside of swing sets, motorcycle frames, farm equipment, or anywhere you can't reach with a regular brush!

*Kit contains 2 each of 3 different sizes,
from 12" up to 24" in length.*

Dauber Kit \$19.95



6 double-ended Daubers come in the convenient kit, in 3 lengths.



Handy wire bodies easily bend to make any shape.



Reach up inside floor braces and channels, often with existing holes.



Keep frames, tailgates, and other hard-to-reach places coated with **POR-15®**



Stop rust where it occurs first, in hidden nooks & crannies.



**FOR BEST RESULTS, FOLLOW ALL FOUR STEPS
OF OUR RUST-STOPPING SYSTEM.**



POR-15® Six Pack

Convenient!

Get maximum convenience and efficiency with a POR-15® Six Pack. The package contains six cans, so you'll only open small amounts of POR-15® as you need them, with NO WASTE! Each can covers 12 sq. ft., and your Six Pack can be ordered split between black and silver, if you wish. Order your Six Pack today! Enough to cover 72 sq. ft.

Specify black, silver, gray, clear or semi-gloss black

POR-15® Six Pack \$41.50



POR-15® Mix Pack

You've loved the Six Pack, Now meet the Mix Pack!

The popularity of our Six Pack has prompted us to introduce our new Mix Pack. Now get 3 cans of POR-15® (black) with 3 cans of either BLACKCOTE™ or CHASSIS COAT BLACK™.

Mix Pack \$43.00



POR PATCH™



For years our customers have asked us for a thicker version of our world-famous POR-15®, to use for filling seams or holes. See page 29 for more information.

Try it for yourself!

4 Ounce Tube . . \$16.50



DRY AIR SPRAY-GUN FILTER

Downstream moisture will ruin your spray job. Stop failures with our direct in-line filter at the spray gun.

Experienced users know that moisture cannot be present when applying POR-15®. . . and even though your spraying system may have moisture traps and filters, condensation may also occur in the hose downstream and ruin your paint job.


This great filter will absorb up to one (1) fluid ounce of moisture and insure a perfectly dry system from start to finish every time. It absorbs oil aerosols, condensed moisture, and contaminants as small as .01 microns. It attaches directly to the air inlet of your spray gun and, as air passes between the filter's compressed layers, particles and moisture are trapped.

This incredible filtration is accomplished at a true 30 CFM to the spray gun, with a minimal pressure drop at the optimum flow rate.

Get your Dry-Air Spray Gun Filters today!

One Filter \$7.00

Three Filters \$19.50



POR-15® SOLVENT

Especially formulated for easy cleanup or thinning of POR-15®

Quart \$10.00



FOR BEST RESULTS, FOLLOW ALL FOUR STEPS OF OUR RUST-STOPPING SYSTEM.



ACCESSORIES



Paint Brushes

Our throw-away-price brushes will hold more paint and spread more smoothly than most expensive brushes.

Features

- Thick, Real Wooden Handles
- Ferrule is Nailed, Not Crimped
- Bristles Set in Vulcanized Rubber
- 100% Natural Bristle Holds More Paint, Spreads Smoother

Qty	1/2"	1"	1-1/2"	2"
6	\$5.40	\$6.30	\$7.20	\$8.40
12	\$10.80	\$12.60	\$14.40	\$16.80
24	\$21.60	\$25.20	\$28.80	\$33.60

Latex Gloves

Our latex gloves are thin, close-fitting, and have the dexterity and protection of fine surgical gloves. They are regular cuff length with very high tactile sensitivity and will fit either hand. We've used these latex gloves in our laboratory for years and found them to be excellent for even the most sensitive jobs. Large size fits medium, small, as well.

2 Pair \$1.00 10 Pair \$3.75
5 Pair \$2.00 Box of 100 . . \$22.50



Paint Spouts

Flexible Paint Spouts eliminate messy drips and keep grooves clean for resealing cans. Order enough for all your paint cans.

Features:

- Fits Pint, Quart & Gallon Cans
- Easy to Clean - Dry Paint Pops Off
- Not Affected by Paint or Solvents
- Use Over and Over
- Made of Flexible Plastic
- It's a Brush Wiper!

One Paint Spout \$1.00
Five Paint Spouts \$3.00



POR-GLO™

This is not just a temporary top dressing like the well-known product that detailers use to make rubber and vinyl shine for a couple of days. POR-GLO™ is a brilliant clear coating that lasts up to one year!

Not intended for use inside of vehicle.

8 oz. Can \$9.95

Applications:

- Vinyl Landau Tops
- Vinyl & Rubber Trim
- Swimming Pool Covers
- Tires
- Bumpers
- Outdoor Furniture
- Awnings
- Bike Seats



BEFORE

AFTER

PRODUCT CODES

See Page 3
for more
information



ORDER FORM

All Products Are
Manufactured by



SOLD TO (Print clearly)

Name _____

Street _____

City _____ State _____

Zip _____ Phone _____

SHIP TO (Print clearly)

Name _____

Street _____

City _____ State _____

Zip _____ Phone _____

Card # - - -

Signature _____ Expiration Date _____

Qty	Size	Color	Product Description	Price	Total Amount

ORDERING INFORMATION
Your street address must be printed legibly above, we can not deliver to a Post Office Box. Our shipments are UPS ground to the 48 contiguous states only. For shipments outside of the 48 contiguous states, please call or go to our website for more information.

OUR GUARANTEE & PLEDGE:
We guarantee your satisfaction or your money back. We want you to enjoy doing business with us and we pledge we will always maintain the high product quality our customers respect. Call us at any time toll-free for more information or tech support. We take great pride in offering you high quality products at great prices. We reserve the right to change prices without prior notice.

SUBTOTAL	
Sales Tax	
Shipping Charges	
TOTAL PAYMENT	

STOP RUST PERMANENTLY!



Degrease

with
MARINE CLEAN™
page 4



Neutralize Rust

with
METAL-READY™
page 5



**Stop Rust
Permanently**

with
POR-15®
pages 6-9



Topcoat

Topcoats
pages 10-17

**Paint
over
cured
POR-15®
with our
NEW
Self-Etching
Primer!**

See page 21

NEW!

